



NCHEP Learning Institute

April 17-18, 2024

Join the Conversation on Social:

#2Millionby 2030



Toni Blount-Presenter
Regional Impact Manager
Southeast Region



Senemeht Olatunji- Strategy Partner
Regional Impact Manager
Southwest Region

OUR GOAL - HOUSE BILL 664



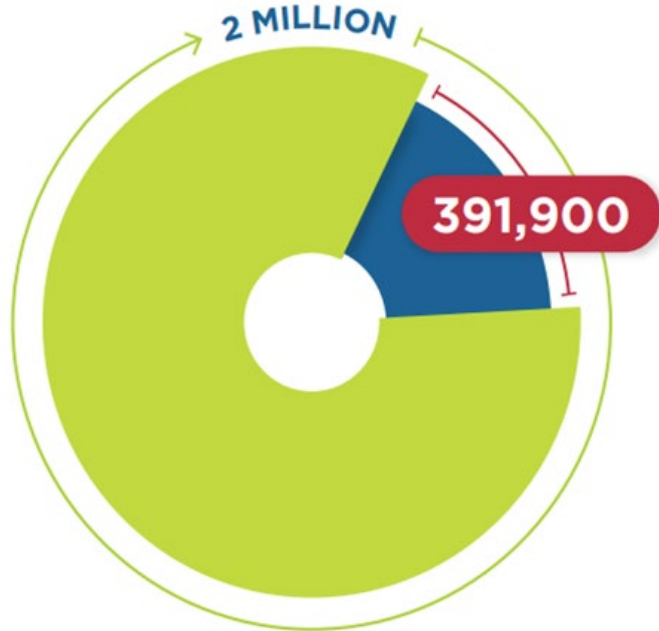
2 MILLION

North Carolinians 25- to 44-year-olds will have completed a high-quality credential or postsecondary degree by 2030

To achieve our goal, myFutureNC will:

Monitor and Report Progress | Identify & Advocate for Policy Solutions | Accelerate Action

Gap to Fill in North Carolina



To ensure the state remain economically competitive now and into the future,

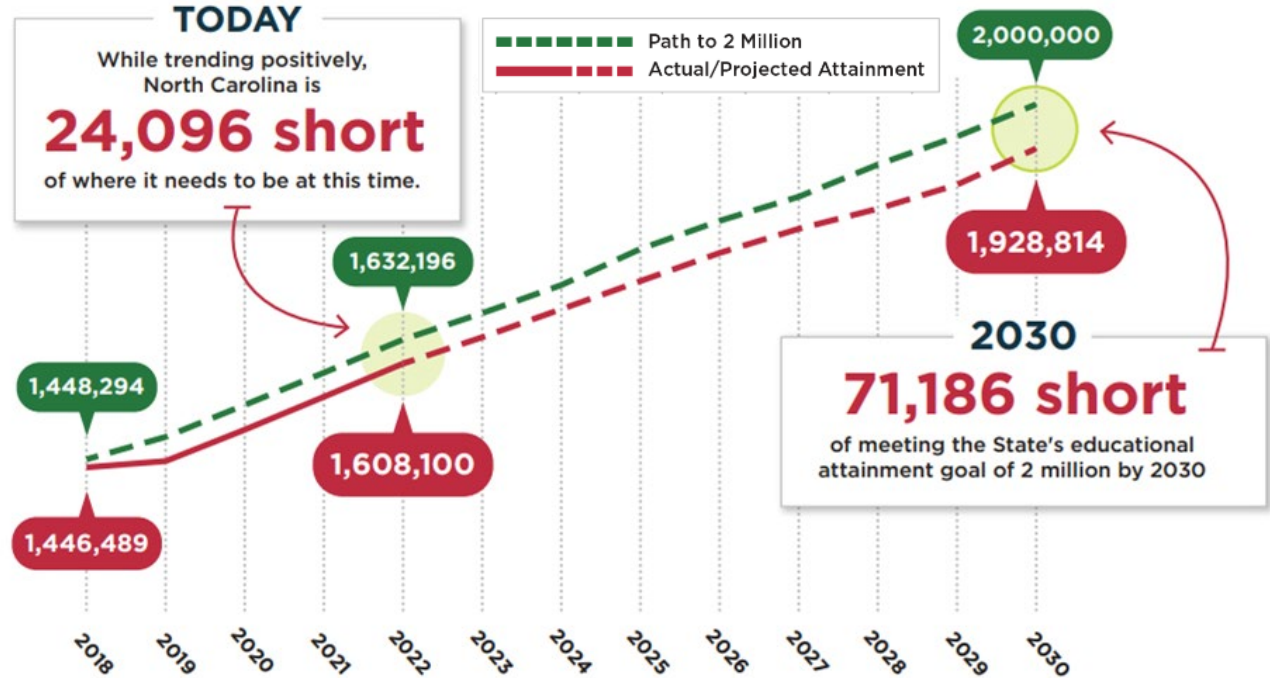
2,000,000

residents aged 25-44 need to hold a postsecondary degree or credential by 2030.


We currently fall short of the 2 million goal by **392K**

Gap to Fill in North Carolina

We are *projected* to fall short of the 2 million goal by **71K**



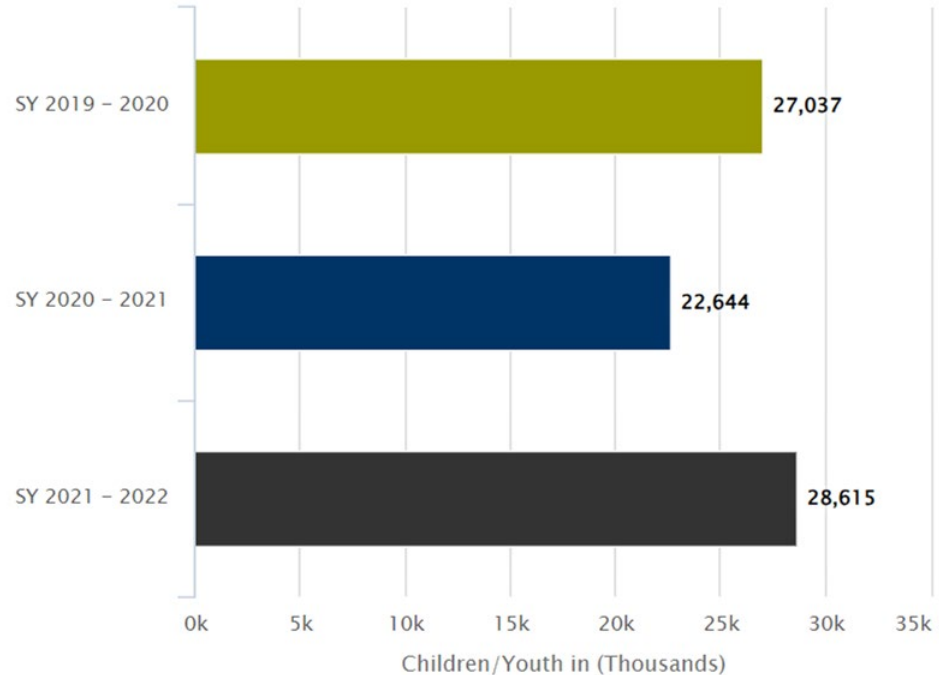
Educational Leaky Pipeline



Note: This leaky pipeline simulation is based on 2022 data for each indicator.

Sources: Special calculation by Carolina Demography for myFutureNC using data from NCDPI and the National Student Clearinghouse.

In 2021-22, there were an estimated **28,615** public school students in North Carolina who experienced homelessness over the course of the school year, *an increase of 26%* over the previous school year.



Source: National Center for Homeless Education

Note: Includes all enrolled homeless children and youth in grades PK through 12. COVID-19 operations impacted the identification of eligible students. Please use the data with caution.

The Hope Center on College, Community, and Justice at Temple University has conducted several large-scale student surveys of basic needs on campuses across the US. These are the NC institutions that participated in the Center's [2020 student survey](#):



Summary:

"For the third time since 2017, NC State undergraduate and graduate students participated in a survey about their experiences with food and housing security, their use of basic needs resources on campus, and their general wellbeing. The results indicate a consistent, notable increase in rates of food and housing insecurity among our students. In 2017, survey rates of food insecurity (15%) and homelessness (9.5%) were alarming. 2020 rates of student food insecurity and homelessness climbed to 23% and 15% respectively."

In 2022-23, there were an estimated **35,398** enrolled in degree seeking programs at NC State University, with **4,955** who experienced homelessness over the course of the school year.

myFutureNC

"At the state level, MyFutureNC leadership and Board of Directors, including an NC State Vice Chancellor, understand that a better educated North Carolina is the key to economic prosperity and upward mobility for all citizens. They further recognize that "many of our postsecondary students are 'one flat tire' away from dropping out..." MyFutureNC's policy brief on postsecondary completion calls for expanded student financial support, both need-based academic support and "aid earmarked for helping secondary students weather challenges like food and housing insecurity..." University leaders should join advocacy efforts of MyFutureNC to increase awareness of these issues among state policymakers." Kevin Howell, Vice Chancellor for External Affairs, Partnerships and Economic Development and myFutureNC Board Member

In 2021, there were an estimated **10,710** children in foster care, *an increase of 1%* over the previous year.

Child Welfare Summary

	2017	2018	2019	2020	2021
Child maltreatment victims	7,392	6,502	5,601	22,399	21,242
Foster care entry rate	2.5	2.4	2.4	2.2	2.4
Children in foster care on 9/30	10,756	10,543	11,223	10,630	10,710
Children adopted	1,528	1,522	1,546	1,521	1,317

Foster Care Students in NC Higher ED

myFUTURENC
2 million by 2030

Livingstone College: Center for Aging Out,
a partnership with Home4Me

Wake Tech : Fostering Bright Futures

Johnson C. Smith: Phasing Up to New
Possibilities Scholars Program

Foster Care Initiative: Bennett College

Project Gap: Elizabeth City State University

NC Reach: Statefunded scholarship



Johnson C. Smith
University



When students do not see the link between their coursework and goals for the future, unfortunately, many become frustrated and disconnected as early as middle school. These students often drop out of high school and become opportunity youth.

141,823 - one in nine (10.9%)
young adults ages 16-24
aren't in school or working



Source: 2022 American Community Survey

North Carolina

myFutureNC 2024 Attainment Profiles

2030 NC Degree Attainment Goal: 2 million



Local Education Agencies: 115
Charter Schools: 206

Population Spotlight
2020 Census: 10,439,414
2022 Estimate: 10,698,973
Change: 259,559

Alamance County

myFutureNC 2024 Attainment Profiles

2030 Proposed Alamance County Attainment Goal: 25,925 (Stretch Goal: 26,313) 2030 State Attainment Goal: 2 million



Greensboro Prosperity Zone Sub-Region
Peer County Type: Suburban
Local Education Agencies: 1 (2023)
Charter Schools: 4 (2023)

Educational Attainment

North Carolina residents ages 25-64

Top Opportunities for Growth

These three areas represent the biggest opportunities for North Carolina to improve future attainment outcomes.

Promising Attainment Practices

The new Promising Attainment Practices Database is a curated, searchable, and filterable collection of about 250 county, regional, and state-level initiatives and programs that directly address various components of the state's attainment challenge. The Database allows local and regional initiative leaders and other stakeholders to identify groups across the state who are developing or operating initiatives designed to boost attainment.

Follow link to discover how Alamance County has meeting local needs:
<https://dashboard.myfut>

Population Spotlight
2020 Census: 171,429
2022 Estimate: 176,353
Change: 4,924

Growth Rate
2.9% County
2.5% State

61,034 Middle Household Income (2022)
State: 67%

66% Home Owners (2022)
State: 67%

19.1% Child Poverty Rate (2022)
State: 17.2%

11.9% Opportunity Youth Rate (2021)
State: 12.1%

73% Household with Broadband (2022)
State: 77%

3.7% Unemployment Rate (2022)
State: 3.7%

Educational Attainment

Alamance County residents ages 25-64, 2022

No Degree 42.6%
21,958
52.3%

Have Degree or Credential 57.4%
20,008
47.7%

Less than high school High school graduate (including GED) Some college or certificate Some postsecondary Associate degree Bachelor's degree Graduate or professional degree



Note: Numbers may not add up to 100% due to rounding

Top Opportunities for Growth

These three areas represent the biggest opportunities for Alamance County to improve future attainment outcomes.

Chronic Absenteeism

41% of Alamance County students are chronically absent from school, above the suburban county average of 30%.

Math Performance

27% of Alamance County 3-8 graders earn college-and-career ready scores in Math, below the suburban county average of 36%.

Reading Performance

24% of Alamance County 3-8 graders earn college-and-career ready scores in Reading, below the suburban county average of 31%.

In North Carolina

82.3% of postsecondary degree and credential holders regional institutions are aligned with labor market needs.

15,898 individuals in 2020
UNC and NC Community College graduates
84,346 graduates
69% of 2016 or 2017 annual or postsecondary graduates
54% of adults participating in

84,346 graduates
69% of 2016 or 2017 annual or postsecondary graduates
54% of adults participating in

84,346 graduates
69% of 2016 or 2017 annual or postsecondary graduates
54% of adults participating in

84,346 graduates
69% of 2016 or 2017 annual or postsecondary graduates
54% of adults participating in

84,346 graduates
69% of 2016 or 2017 annual or postsecondary graduates
54% of adults participating in

84,346 graduates
69% of 2016 or 2017 annual or postsecondary graduates
54% of adults participating in

84,346 graduates
69% of 2016 or 2017 annual or postsecondary graduates
54% of adults participating in

84,346 graduates
69% of 2016 or 2017 annual or postsecondary graduates
54% of adults participating in

Promising Attainment Practices

The new Promising Attainment Practices Database is a curated, searchable, and filterable collection of about 250 county, regional, and state-level initiatives and programs that directly address various components of the state's attainment challenge. The Database allows local and regional initiative leaders and other stakeholders to identify groups across the state who are developing or operating initiatives designed to boost attainment.

Follow link to discover how Alamance County has meeting local needs:

https://dashboard.myfuturenc.org/promising-attainment-practices/?wftv_search=Alamance

In Greensboro Prosperity Zone Sub-Region:

83.7% of postsecondary degrees and credentials conferred by **Transportation, Distribution & Logistics** below bachelor's **Business Management & Administration** bachelor's

83,746 graduates in 2020
84,346 graduates in 2016 or 2017
84,346 graduates in 2016 or 2017

83,746 graduates in 2020
84,346 graduates in 2016 or 2017
84,346 graduates in 2016 or 2017

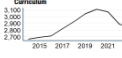
83,746 graduates in 2020
84,346 graduates in 2016 or 2017
84,346 graduates in 2016 or 2017

83,746 graduates in 2020
84,346 graduates in 2016 or 2017
84,346 graduates in 2016 or 2017

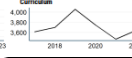
83,746 graduates in 2020
84,346 graduates in 2016 or 2017
84,346 graduates in 2016 or 2017

83,746 graduates in 2020
84,346 graduates in 2016 or 2017
84,346 graduates in 2016 or 2017

UNC System College Enrollment



NC Community College Enrollment



Top 3 Five-Star Jobs in Greensboro Prosperity Zone Sub-Region

Job Title	Annual Growth
Nurse Practitioners	4.2%
Logisticians	3.8%
Web Developers	3.5%

Top 3 Employers in Alamance County

Employer	Employment Rate
Labcorp	1000
Alamance-Burlington School System	1000
Alamance Regional Medical Center	1000

COUNTY ATTAINMENT PROFILES *3rd edition*

SUPPLEMENTAL PROFILES *NEW!*

- District and City School Profiles
- Charter School profiles
- Regional Profiles
 - Prosperity Zone (PZ)
 - Workforce Development Board (WDB)
 - Council of Government (COG)

Scan the QR code or use the link:
<https://dashboard.myfuturenc.org/county-data-and-resources/>



LABOR MARKET ALIGNMENT

CAROLINA DEMOGRAPHY

CAROLINA DEMOGRAPHY

myFUTURENC
2 million by 2030

John H. Balle
Governor

30% of 3-8 graders are college-and-career-ready in reading
(2023)

35% of 3-8 graders are college-and-career-ready in math
(2023)

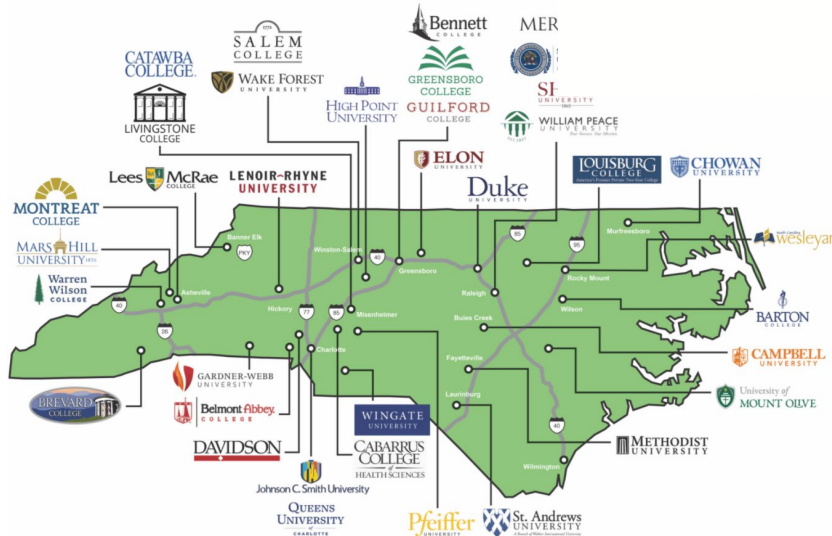
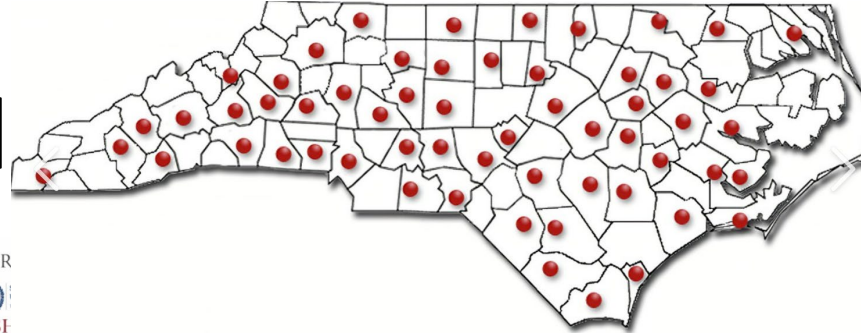
32% students are chronically absent
from school, meaning they *missed 10% or more of school days.*
(2022)

10,696
high school
students
dropped out.
(2022)

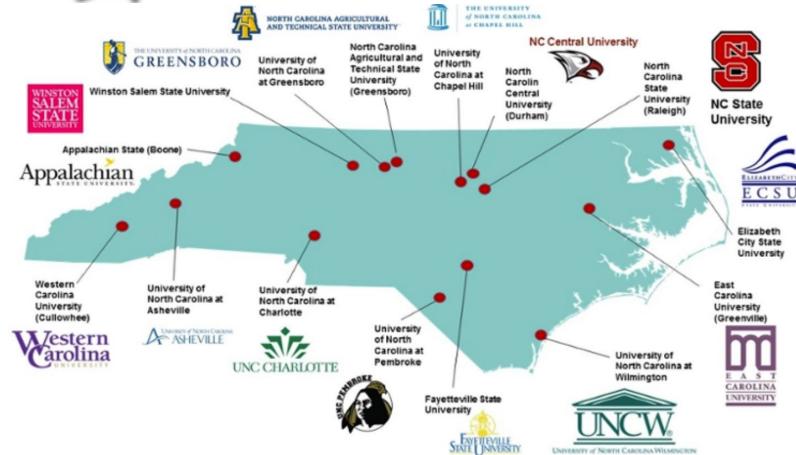


POSTSECONDARY EDUCATION ASSETS

58 Community Colleges

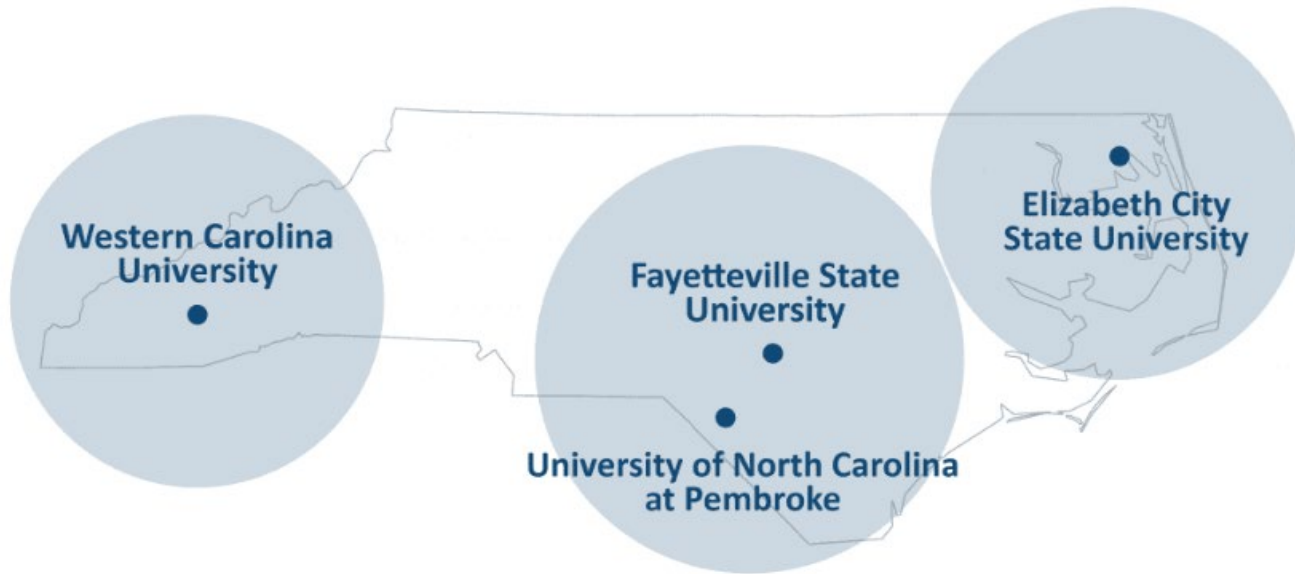


36 Private Institutions
including 5 HBCUs



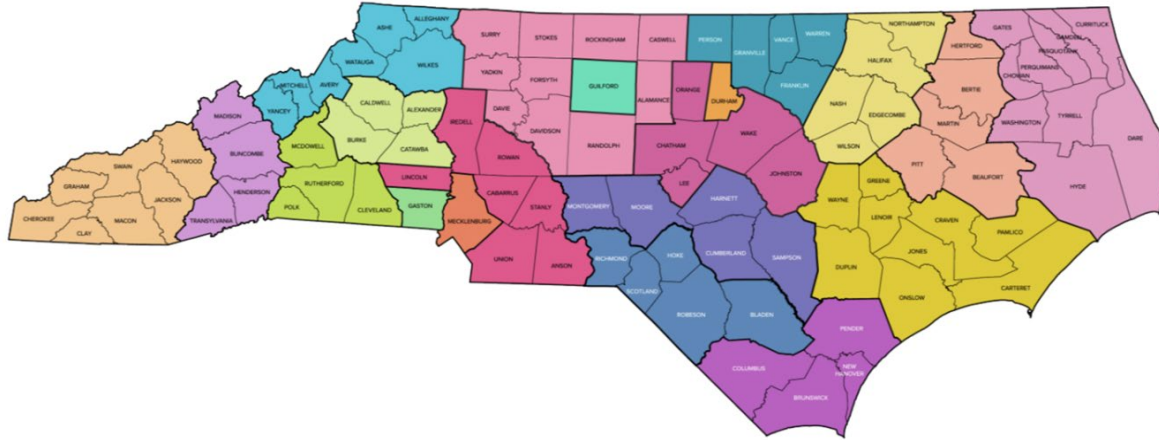
16 Public Institutions
including 5 HBCUs

NC Promise Universities



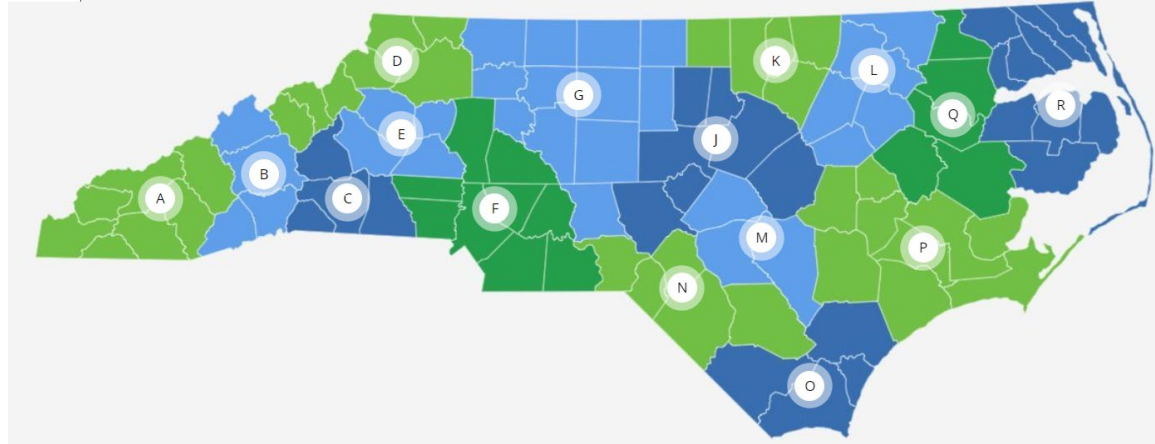
- Reduced student tuition - \$500 per semester
- Renewable for 8 semesters
- Stackable with Federal Pell and Next NC Scholarships
- Offered at 4 public universities, geographically reaching across the state

WORKFORCE TRAINING ASSETS



**20 Workforce
Development Boards**

**16 Council of
Governments**



FINANCIAL AID SUMMIT

UNLOCK THE OPPORTUNITIES

In 2023, myFutureNC partnered with [NCSEAA](#) and [GEAR UP NC](#) to facilitate the first-ever [NC 2023 Financial Aid Summit](#) at Wake Tech Community College in June. More than 250 attendees attended the 2-day event, with [participants](#) representing over 100 different organizations, including colleges, financial aid organizations, and 85 NC school districts/charter schools.

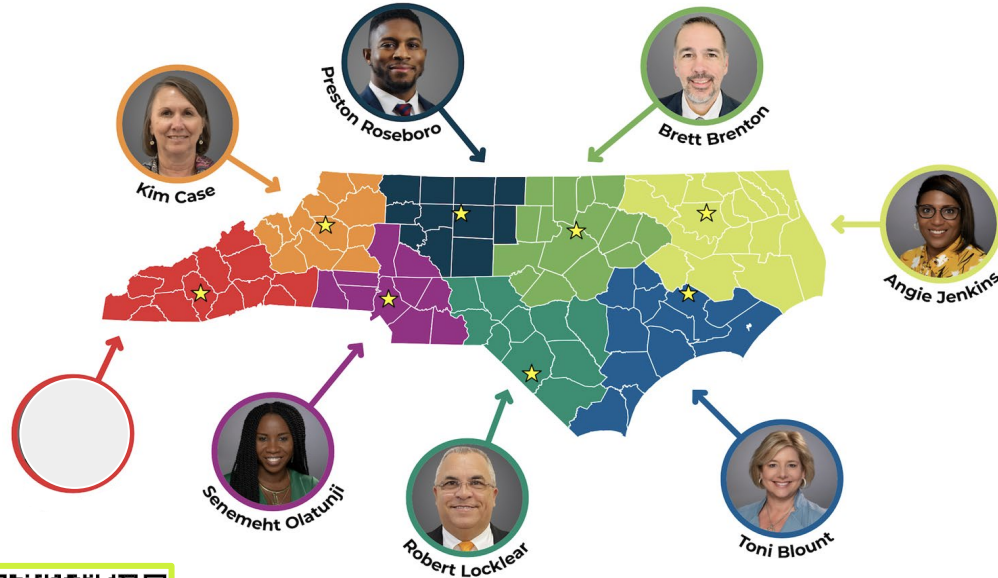
2024 Financial Aid Summit will be held June 26 -27

At Embassy Suites CharlotteConcord Golf Resort & Spa
(All overnight participants will be hosted in the Embassy Suites.)



- All student who have identified homelessness are provided with McKinney Vento services
- Educate and equip school officials of your district's process of identifying and providing support for students who are homeless or at risk of homelessness
- Advocate for students in the Foster Care System to pursue WIOA, NC Foster Care 18-21 year old program, secondary and post-secondary programs that have foster care initiatives; meet and connect with the NCWorks Career Center staff
- Connect with the local community college financial aid and admissions officers to ensure yearly updates on opportunities: Scholarships, TRIO, Upward Bound, work study, male mentoring programs, ambassador programs, NC Promise Scholarship

STAY CONNECTED



NORTHWEST Dr. Kim Case

kim@myfuturenc.org
(828) 499-0176

NORTH CENTRAL Brett Brenton

brett@myfuturenc.org
(919) 449-6267

SOUTHEAST Toni Blount

toni@myfuturenc.org
(252) 670-4632

SOUTHWEST Senemeht Olatunji

senemeht@myfuturenc.org
(704) 584-9596

PIEDMONT-TRIAD Preston Roseboro

preston@myfuturenc.org
(704) 418-2827

NORTHEAST Dr. Angie Jenkins

angie@myfuturenc.org
(252) 287-8991

SANDHILLS Dr. Robert Locklear

robert@myfuturenc.org
(910) 374-5728

WEST

Currently Vacant
contact Jessica
Swencki

Director of Regional Impact

Jessica Swencki
jessica@myfuturenc.org
910-524-7020



Keep up-to-date with myFutureNC news and partner initiatives. [Subscribe to the myFutureNC Newsletter.](#)