



Activity
Time!

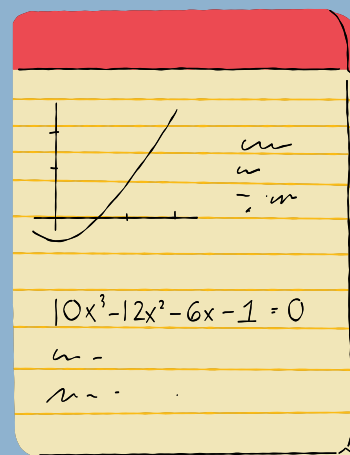
Packet Materials



4 sheets of paper that have Quadrant 1, 2, 3 and 4 listed at the top.





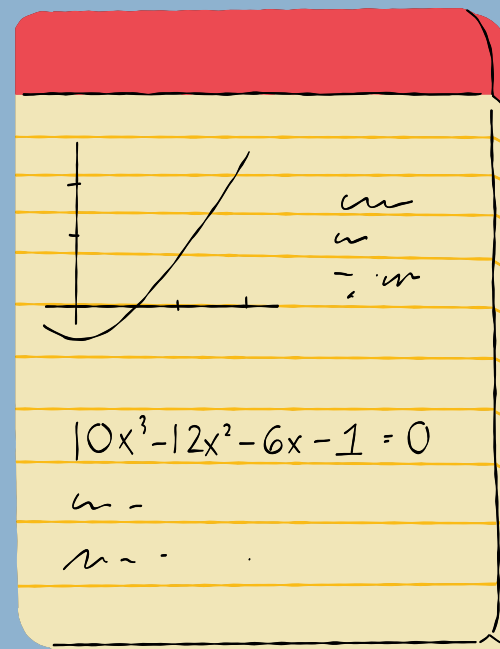


10 blank circles that will each represent a student.

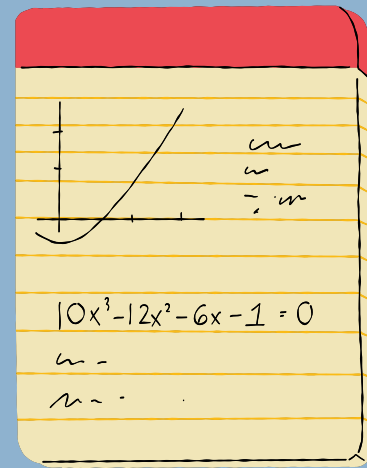


1 piece of paper that has the identified students and their descriptions.

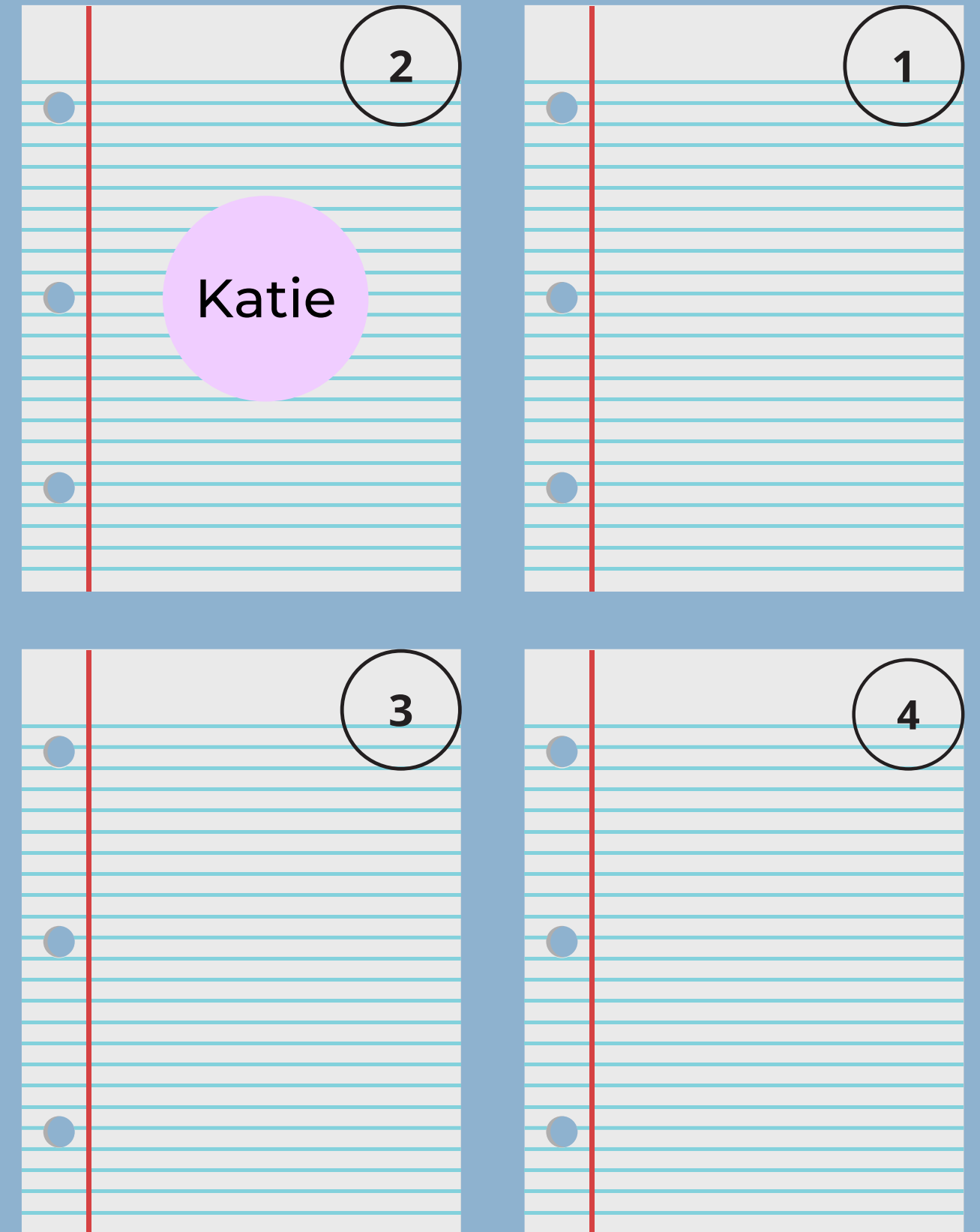
Using the description sheet,
label the different circles with
the student name and place
them in the appropriate
quadrant.



Example



Katie - Student is an avid reader, loves to draw and volunteers twice a week. She has great attendance and only misses the occasional day for an appointment. She has straight A's and has always scored really well on testing.



Quadrant 2

Attending
Proficient

Quadrant 1

Not attending
Proficient

Quadrant 3

Attending
Not proficient

Quadrant 4

Not attending
Not proficient

Place the following students into quadrants



Jen



Hannah



Daniel



Tyler



Sarah



Sam



Rosa



Joe



Chris



Mark

Quadrant 2

Attending
Proficient

Quadrant 1

Not attending
Proficient

Quadrant 3

Attending
Not proficient

Quadrant 4

Not attending
Not proficient

Quadrant 2

Which students
land in this
quadrant?

Quadrant 3

Quadrant 4

Which students
land in this
quadrant?

SARAH
CHRIS
HANNAH

Quadrant 3

Quadrant 4

JOE
SAM

SARAH
CHRIS
HANNAH

Which students
land in this
quadrant?

Quadrant 4

JOE
SAM

SARAH
CHRIS
HANNAH

JEN
ROSA
MARK

Which students
land in this
quadrant?

JOE
SAM

SARAH
CHRIS
HANNAH

JEN
ROSA
MARK

TYLER
DANIEL

Using data in our work with McKinney-Vento students and families



- Underreporting tool
- Monthly review of attendance
- Early identification
- Community info sheet
 - GPA and attendance comparison
- Attendance meetings

Underreporting tool

School	Total Enrolled				Number Eligible for Free-Reduced Meals				Percent Poverty				Number Identified Homeless			
School Name	19-20	20-21	21-22	Mid 22-23	19-20	20-21	21-22	Mid 22-23	19-20	20-21	21-22	Mid 22-23	19-20	20-21	21-22	Mid 22-23
Apple Valley	966	902	885	806	636	474	422	549	66%	53%	48%	68%	32	28	23	20
Flat Rock	809	779	752	700	529	415	434	492	65%	53%	58%	70%	16	13	19	11
Hendersonville	580	600	542	511	269	249	220	272	46%	42%	41%	53%	8	6	12	8
Rugby	868	824	786	802	301	232	211	319	35%	28%	27%	40%	7	10	9	7
HCPS	13162	12854	12559	12,729	6673	5527	5356	7144	51%	43%	43%	56%	308	306	315	237
School	Likely Number of Homeless				Percent of Homeless Students				Est. Number of Under-served Students				Est. Percent of Under-served Students			
School Name	19-20	20-21	21-22	Mid 22-23	19-20	20-21	21-22	Mid 22-23	19-20	20-21	21-22	Mid 22-23	19-20	20-21	21-22	Mid 22-23
Apple Valley	64	47	42	27	3.30%	3.10%	2.60%	2.50%	32	19	19	7	3.30%	2.20%	2.20%	0.90%
Flat Rock	53	42	43	25	2.00%	1.70%	2.50%	1.60%	37	29	24	14	4.60%	3.70%	3.20%	1.90%
Hendersonville	27	25	22	14	1.40%	1.00%	2.20%	1.60%	19	19	10	6	3.30%	3.20%	1.80%	1.10%
Rugby	30	23	21	16	0.80%	1.20%	1.10%	0.90%	23	13	12	9	2.70%	1.60%	1.50%	1.10%
HCPS	667	553	536	357	2.30%	2.40%	2.50%	1.90%	359	247	221	120	2.70%	1.90%	1.80%	0.90%

Underreporting tool


School	Est. Number of Under-served Students				Est. Percent of Under-served Students			
School Name	19-20	20-21	21-22	Mid 22-23	19-20	20-21	21-22	Mid 22-23
Apple Valley	32	19	19	7	3.30%	2.20%	2.20%	0.90%
Flat Rock	37	29	24	14	4.60%	3.70%	3.20%	1.90%
Hendersonville	19	19	10	6	3.30%	3.20%	1.80%	1.10%
Rugby	23	13	12	9	2.70%	1.60%	1.50%	1.10%
HCPS	359	247	221	120	2.70%	1.90%	1.80%	0.90%

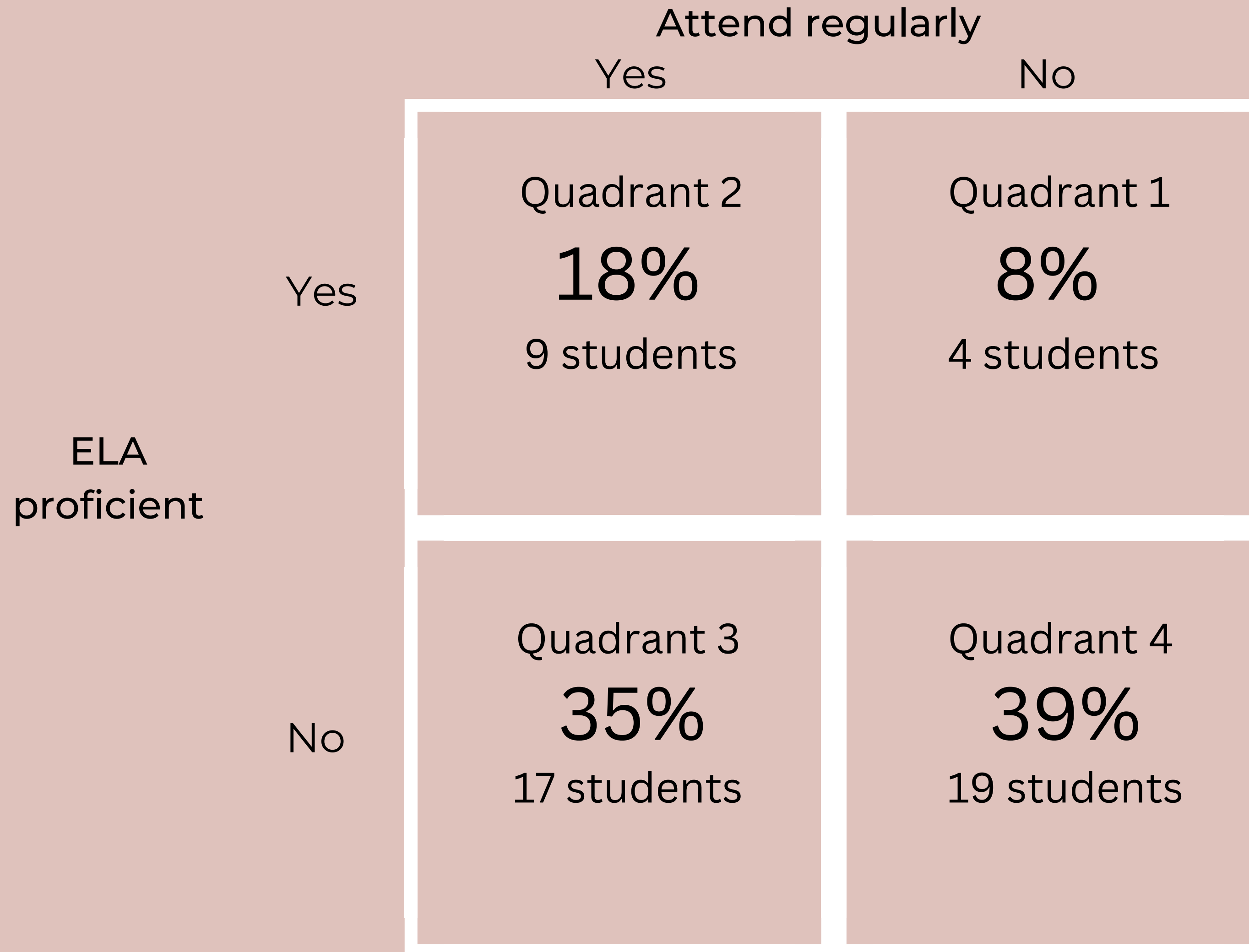
Monthly review of attendance

Initials	Grade	August	September	October	November	December	January	February	March	April	May	June	Total Days Absent
WB	7th	1	2	4	3	3	4	2	0	7	9	3	38
DD	6th	0	3	0	1	0	1	2	4	1	3	2	17
KB	8th	2	5	6	8	8	6	9	9	4	6	3	66
HM	8th	0	3	11	2	4	4	0	3	1	1	0	29
JM	7th	0	0	0	9	11	9	12	4	0	0	0	45
BB	7th	0	0	0	0	0	5	3	3	1	3	1	16

Identification and attendance rates

Initials	Grade	Identification Date	Entry Date	Exit Date	Membership	Absence Rate	Attendance Rate	Transfer within HCPS	Transfer outside of HCPS
WB	7	5/24/2022	8/23/2021	6/4/2022	177	21.47%	78.53%		
DD	6	8/19/2021	8/23/2021	6/4/2022	177	9.60%	90.40%		
KB	8	11/30/2021	8/23/2021	6/4/2022	177	37.29%	62.71%		
HM	8	8/27/2021	9/22/2021	6/4/2022	156	18.59%	81.41%	X	
JM	7	11/4/2021	11/4/2021	3/21/2022	73	61.64%	38.36%		X
BB	7	1/6/2022	1/6/2022	6/4/2022	96	16.67%	83.33%		X





Strategies for different quadrants

2

- Communication with family
- AIG or advanced courses
- Career assessment or connection with counselor

1

- Attendance meeting or home visit
- Mentorship or after-school program
- AIG or advanced courses
- Positive connections

3

- Tier or special education evaluation
- Tutoring or mentorship
- Meeting with teachers
- Positive connections

4

- Attendance meeting or home visit
- Incentives
- Alternate schedule
- Tutoring and/or mentorship
- Re-entry planning

Strategies for different quadrants

2

- Communication with family
- AIG or advanced courses
- Career assessment or connection with counselor

1

- Attendance meeting or home visit
- Mentorship or after-school program
- AIG or advanced courses
- Positive connections

3

- Tier or special education evaluation
- **Tutoring or mentorship**
- Meeting with teachers
- Positive connections


4

- Attendance meeting or home visit
- Incentives
- Alternate schedule
- Tutoring and/or mentorship
- Re-entry planning

Collaborating with other professionals

- Communication styles
- Common goals
- Trauma-informed practices
- Trust
- Confidentiality





Mr.
Lane's
HR,
grade 8

Is the
student
proficient?
(level III or
better on ELA)

Using strategies to
meet the needs of
each student

Does the student attend regularly? (not CA)

Yes

No

Yes

No

<div>2</div> <div>Bertan Trevia Micah Brianna Alexander Joe</div>	<div>1</div> <div>Colton Caleb Israel Hannah</div>
<div>3</div> <div>Nik, Cameron, Ezekial, Hannah, Wrally, Sebastian, Tyla, Alli, Maddie, Kaylie, Alex, Emma Rosa</div>	<div>4</div> <div>Talia Peter Marjorie Daniel</div>

Thank you!

Matthew Gruebmeyer - Director of Student Services

- 828-697-4733
- mwgruebmeyer@hcpsnc.org

Kelsey Munekata - Student Support Specialist

- 828-388-2634
- ktmunekata@hcpsnc.org

Jessica Ownbey - McKinney-Vento Case Manager

- 828-388-0294
- jmownbey@hcpsnc.org

